



**My Day at the
Houston
Museum of Natural
Science!**

Today I am going to visit the Houston Museum of Natural Science!



I will get to explore the museum, learn amazing things, and have a lot of fun.

Hi! My name is **Dipsy the Diplodocus**.

I'm so excited you are visiting the museum today! You'll see me on a few pages of your Exploration Planner. I'll give you some fun tips on how to enjoy your visit to HMNS.



When we get to the Museum, we will park in the parking garage. I can see which dinosaur floor we parked on!



I will have to walk through the gift shop to get to the box office where we buy our museum tickets.



I will have to wait in line to buy museum tickets. I will wait patiently with my group.

My family and I will make a plan and decide which parts of the Museum to see. I can let them know which museum exhibits I would like to see the most.

I understand that I will not have time to see everything. If I do not get to see something that I want to learn about, I can ask my family if we can come to the Museum another day.

ADMISSION TICKETS						
	MEMBER	ADULT	CHILD 3-11	SENIOR 62+	STUDENT College Student with ID	MILITARY Military with ID
PERMANENT EXHIBITIONS ALL DAY	FREE	\$25	\$16	\$16	\$16	\$10
WORTHAM GIANT SCREEN 3D THEATRE PER SHOW	\$6	\$12	\$10	\$10	\$10	\$8
BURKE BAKER PLANETARIUM PER SHOW	\$4	\$9	\$8	\$8	\$8	\$6
COCKRELL BUTTERFLY CENTER ALL DAY	\$6	\$12	\$10	\$10	\$10	\$8

DISCOVERY GUIDE TOUR \$3 PER PERSON WITH PERMANENT EXHIBITIONS TICKET

Once I have my ticket, I will hand it to Museum Staff. They will rip or scan my ticket, so they know that I have used it today. When I see someone with a badge that has their name and picture on it, I know that they are an adult that can help me if I have questions.




If I get lost, I will find an adult that works at the museum. I will let them know that I need to find my group. We will go to Museum Services, and they can call my group to come and meet me there.



Now, we can visit the
Museum!

To visit the different parts of
the museum, I will need to visit
several floors.

I will have to take an elevator
or stairs to travel to different
floors and exhibits.



If we go to the Lower Level, I can visit the **Welch Hall of Chemistry.**



Sometimes we have someone on a stage who can show you chemistry demonstrations. You can sit quietly and listen or you can move to another exhibit if it's too loud or bright.



This exhibit has a lot of lights hanging from the ceiling. I can learn what these lights mean in this exhibit.




The rest of the exhibit has large screens that I can touch to learn about chemistry. I can also move and touch other parts of the exhibit.



The **Expedition Center** is near the Hall of Astronomy. I can see into this area, but need to have a reservation to go inside. I can watch the people inside, but understand that I may not be able to go in myself.

I can also learn about space and astronauts in the **Evelyn and Herbert J. Frensky Hall of Astronomy**.


I can see equipment that has been in space, astronaut suits, and a Mercury Capsule in this area.



If I go up one level to the Main Level, I can see the **Alfred C. Glassell, Jr. Hall** where there are lots of fish hanging from the ceiling.



I can also visit the **Albert and Ethel Herzstein Foucault Pendulum**. The pendulum will swing back and forth. It will sometimes knock a peg down to show me that the pendulum is moving around in a circle. I understand that I may not get to see the pendulum knock a peg down.





I can also visit the **Morian Hall of Paleontology.**

This is where I can see the Museum's fossils.

I can see fossils from animals that lived in the ocean a
long time ago.

I can also see fossils from dinosaurs. Some are small, and
some are very, very big!



On the Main Level of the Museum, I can see a **Burke Baker Planetarium** show. This is a special 25 minute movie where the seats lean back, and the movie is on the ceiling. The theater will get dark when the movie comes on.




I can also see a 40 minute movie in the **Wortham Giant Screen Theatre**. I can talk to my family about what movie I would like to see. I may have to wear special glasses if the movie is in 3D. Some parts of the movie will feel like they are coming out of the screen, but they are not really there.


In the **Cockrell Butterfly Center** I can visit live insects, like butterflies, and other animals!

There are a lot of live animals in this part of the Museum. I will remember that I need to be nice to the animals, so I will not tap on their windows.

I can even go inside a rainforest exhibit! There are a lot of live butterflies there. They are not there to hurt me. They may land on me. If they do, I will stay calm, and I will not hurt them.



You may also see Charro! He lives at the Museum. He is a green iguana even though he is orange! You can look at Charro and take pictures of him, but you cannot stick your fingers in his cage. He only eats plants, so he will not hurt the butterflies.



I can visit the **Cullen Hall of Gems and Minerals** on the Second Level. This is a dark room where there are a lot of beautiful gems and minerals.



I can also go inside the **Lester & Sue Smith Gem Vault** where there are a lot of jewels like necklaces and tiaras.



When I walk outside the Gems Hall, I can visit the **Strake Hall of Malacology**. Here I can learn about lots of different seashells and animals, called mollusks. There are different videos I can

watch to learn more, and there is an area where I can touch real seashells.





In the **Evelyn & Herbert Frensley Hall of African Wildlife**, I can see a lot of animals from Africa. These animals are real, but they are not alive.

In the **Farish Hall of Texas Wildlife** and **Hamman Hall of Coastal Ecology**, I can learn about animals that live in Texas. There are animals that live near the water and animals that live in the desert. I can hear the different sounds these animals make. The lights also change to show daytime and nighttime. I may see some of the animals move, like the woodpecker or the skunk.





I may also want to visit the Third Level where I can see the **John P. McGovern Hall of the Americas**. Here I can learn about different groups of people that have lived in North and South America. I can learn about the ways they lived and look at items they made.



I can also visit the **Hall of Ancient Egypt**. I can see many objects, like jewelry and pottery, that the people of Ancient Egypt made.



There are also mummies in this exhibit. If you do not want to visit the mummies, you can let your family know. You can just visit another part of the exhibit.



If the Museum gets too loud or I feel nervous, I can let my family know. We will find a quiet space in the Museum to sit and take a break. I can sit in this spot and take slow, deep breaths until I'm ready to explore again. I can also let my family know if I'm ready to go home for the day.

My favorite quiet spot in the Museum is on the Lower Level near the classrooms. There are benches I can sit on, so I can rest until I'm ready. Sometimes I look at the Sensory Guide for other museum spots where I can take a break and rest.



If I get hungry, we can stop and eat lunch. We may visit The Periodic Table or Elements Grill for lunch, or we may bring our lunch and eat in the park.



We can also visit the Museum Gift Shop. There are a lot of toys and items for people to buy. I understand that we may not get to buy something in the Gift Shop during our visit.



At the end of our visit, we will leave the Museum. I have so much fun learning and exploring at the **Houston Museum of Natural Science!**



Thank you so much for visiting me at the Houston Museum of Natural Science today. I hope you had fun exploring and learning. You can always come back and visit me another day if you didn't get to see everything you wanted to!

