




Knights

ROOM ONE

Equestrian Armor

Observe the two armored horses. Locate the pieces of armor on both of the models using the diagram below. Circle the name of the pieces you can locate on either of the models.





Fill in the names of the pieces you identified and suggest the purpose of each.

Armor	Purpose

Saddle

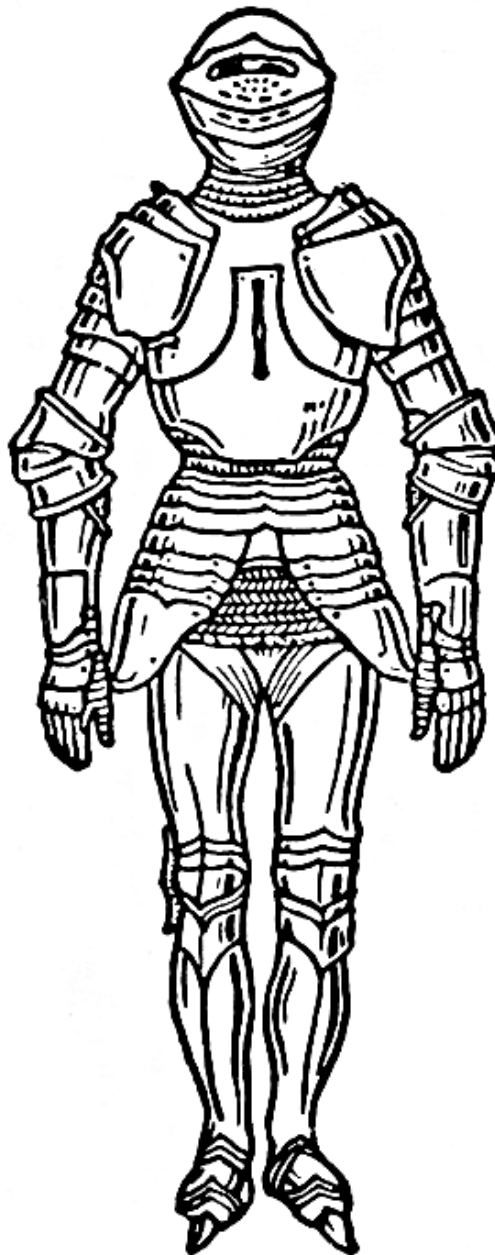
Locate the saddle in the case to the right of the horses. Using the diagram above, identify the pommel and cantle on the saddle. The pommel and cantle on this saddle are larger than in most modern-day saddles. What purpose do you think this served? Make a simple sketch of the saddle below and label the pommel, cantle, and stirrups.



ROOM TWO

Suit of Armor Diagram

In the second room, locate the diagram of the armored knight. Label the various pieces of armor on the picture below. What feature is missing on this diagram? Add this feature to the picture below and label it.






Locate examples of the following individual pieces of armor. Suggest a modern equivalent for each and its use:

Armor Piece	Modern Equivalent	Use
Example - Greave	Soccer shin guards	Protect shins
Breastplate		
Vambrace with coutor		
Gauntlet		
Padron		

Sword Room

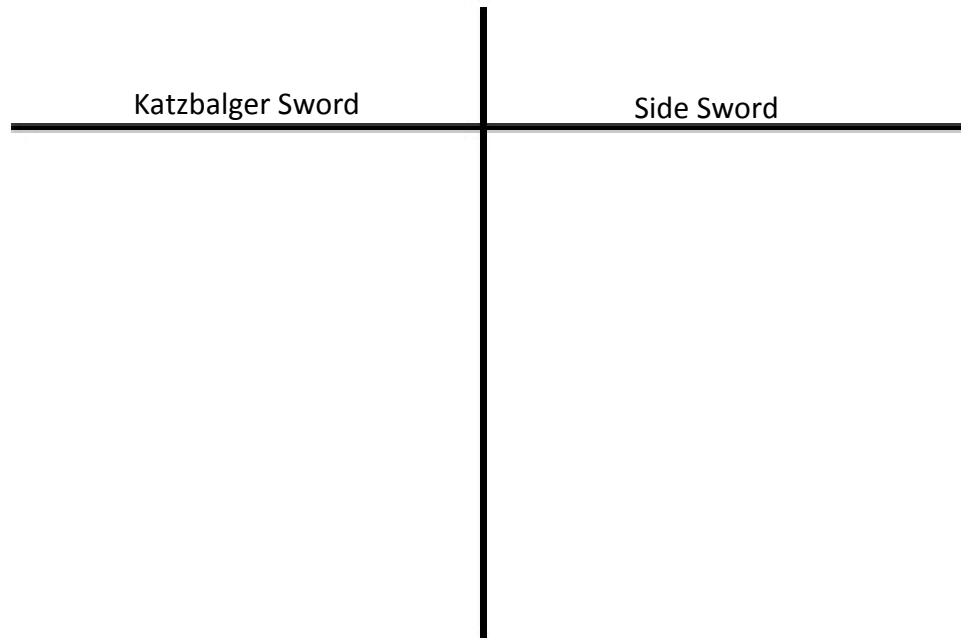
Basic Sword Anatomy: Below is a picture of a generic sword. Label the parts of the sword. You will be able to discover the basic parts as you consider the various examples.





How many individual types of swords can you locate in this room? Create a basic classification system into which each of the swords could fit. Illustrate how your system will work below

Compare and contrast the Katzbalger Sword with your choice of side sword





Helmets

Look at all of the various helmets in the collection and note the different variations. List what you see as the strengths and weaknesses of the following elements:

Helmet Feature	Strength	Weakness
Visor		
Chin guard		
Brim		
Comb		

Knights Today

Locate the still life diorama called *Natura Morta*. Observe the elements that make up the composition. Read the artists intended message in the text panel. What does this arrangement “say” to you?

Crest Creator – Computer Interactive

Use the software to create a shield of your own. Make a sketch of the shield you created below.



A charge is a symbol used on the front of a shield. Each charge has a meaning, for example, a lion can symbolize bravery. What charge did you choose for your shield and why did you choose it? Explain below.

You Need Mail!

Lift the chainmail shirt. Are you surprised by the weight of this garment? How does the construction of this garment protect the person who wears it?